







TurboDrop® XL-D and TurboDrop® DualFan-D Ultra Coarse Nozzles - 20" Spacing

The D versions of the TurboDrop® nozzles were designed with dicamba, 2,4-D and glyphosate in mind, where a coarser spray droplet is desirable. Between 30 and 90 psi, these nozzles deliver Ultra Coarse (UC), Extremely Coarse (XC), and Very Coarse (VC) droplets for maximum drift control. It is important to remember that as sprays become coarser, coverage may be compromised. The D version of the TurboDrop® DualFan has the ability to cover the target from two to four angles of attack, helping to counter the potential loss of coverage and further enhance chemical performance.

Approved nozzles, pressures, and application rates change often for auxin herbicides. For updates on Greenleaf Technologies approved nozzles visit our website. All approved nozzles are listed on the herbicide manufacturer's label. Be sure to read the application guidelines and know the laws in your state before spraying. Other sizes are also available.

Pressure Range: 30-120 psi (30-150 psi, ceramic) **Recommended Boom Height XL:** 18-36" **DF:** 15-25" (with 20" nozzle spacing)

Materials of Construction: Polyacetal, EPDM, ceramic (TDCXL-D/TACDF-D)

Nozzle Model	Droplet	Droplet	PSI	GPM	GALLONS PER ACRE BASED ON 20" NOZZLE SPACING																			
					5 MPH	6 MPH	7 MPH	8 MPH	9 MPH	10 MPH	11 MPH	12 MPH	13 MPH	14 MPH	15 MPH	16 MPH	17 MPH	18 MPH	20 MPH					
TurboDrop® XL-D 	TDXL11002-D	TADF02-D	UC	UC	30	0.17	10.3	8.6	7.3	6.4	5.7	5.1	4.7	4.3	4.0	3.7	3.4	3.2	3.0	2.9	2.6			
			XC	XC	40	0.20	11.9	9.9	8.5	7.4	6.6	5.9	5.4	5.0	4.6	4.2	4.0	3.7	3.5	3.3	3.0			
	TDXL11001-D TDXL110015-D TDXL11002-D TDXL110025-D TDXL11003-D TDXL11004-D TDXL11005-D TDXL11006-D TDXL11008-D	TDXL110025-D	TADF025-D	XC	XC	50	0.22	13.3	11.1	9.5	8.3	7.4	6.6	6.0	5.5	5.1	4.7	4.4	4.2	3.9	3.7	3.3		
				VC	VC	60	0.24	14.5	12.1	10.4	9.1	8.1	7.3	6.6	6.1	5.6	5.2	4.8	4.5	4.3	4.0	3.6		
		TDXL11003-D	TADF03-D	VC	VC	70	0.26	15.7	13.1	11.2	9.8	8.7	7.9	7.1	6.5	6.0	5.6	5.2	4.9	4.6	4.4	3.9		
				VC	VC	80	0.28	16.8	14.0	12.0	10.5	9.3	8.4	7.6	7.0	6.5	6.0	5.6	5.3	4.9	4.7	4.2		
				VC	VC	90	0.30	17.8	14.9	12.7	11.1	9.9	8.9	8.1	7.4	6.9	6.4	5.9	5.6	5.2	5.0	4.5		
				VC	VC	100	0.32	18.8	15.7	13.4	11.7	10.4	9.4	8.5	7.8	7.2	6.7	6.3	5.9	5.5	5.2	4.7		
				VC	VC	120	0.35	20.6	17.1	14.7	12.9	11.4	10.3	9.4	8.6	7.9	7.3	6.9	6.4	6.1	5.7	5.1		
				TDXL11004-D	TADF04-D	UC	UC	30	0.22	12.9	10.7	9.2	8.0	7.1	6.4	5.8	5.4	4.9	4.6	4.3	4.0	3.8	3.6	3.2
						XC	XC	40	0.25	14.9	12.4	10.6	9.3	8.3	7.4	6.8	6.2	5.7	5.3	5.0	4.6	4.4	4.1	3.7
				TurboDrop® DualFan-D 	TDXL11004-D	TADF04-D	XC	XC	50	0.28	16.6	13.8	11.9	10.4	9.2	8.3	7.5	6.9	6.4	5.9	5.5	5.2	4.9	4.6
VC	VC	60	0.31				18.2	15.2	13.0	11.4	10.1	9.1	8.3	7.6	7.0	6.5	6.1	5.7	5.3	5.1	4.5			
TADF01-D TADF015-D TADF02-D TADF025-D TADF03-D TADF04-D TADF05-D TADF06-D TADF08-D	TDXL11005-D	TADF05-D	VC		VC	70	0.33	19.6	16.4	14.0	12.3	10.9	9.8	8.9	8.2	7.6	7.0	6.5	6.1	5.8	5.5	4.9		
			VC		VC	80	0.35	21.0	17.5	15.0	13.1	11.7	10.5	9.5	8.8	8.1	7.5	7.0	6.6	6.2	5.8	5.3		
			VC		VC	90	0.38	22.3	18.6	15.9	13.9	12.4	11.1	10.1	9.3	8.6	8.0	7.4	7.0	6.6	6.2	5.6		
			VC		VC	100	0.40	23.5	19.6	16.8	14.7	13.0	11.7	10.7	9.8	9.0	8.4	7.8	7.3	6.9	6.5	5.9		
			VC		VC	120	0.43	25.7	21.4	18.4	16.1	14.3	12.9	11.7	10.7	9.9	9.2	8.6	8.0	7.6	7.1	6.4		
			TDXL11006-D		TADF06-D	UC	UC	30	0.26	15.4	12.9	11.0	9.6	8.6	7.7	7.0	6.4	5.9	5.5	5.1	4.8	4.5	4.3	3.9
						XC	XC	40	0.30	17.8	14.9	12.7	11.1	9.9	8.9	8.1	7.4	6.9	6.4	5.9	5.6	5.2	5.0	4.5
			TurboDrop® DualFan-D 		TDXL11004-D	TADF04-D	XC	XC	50	0.34	19.9	16.6	14.2	12.5	11.1	10.0	9.1	8.3	7.7	7.1	6.6	6.2	5.9	5.5
VC	VC	60		0.37			21.8	18.2	15.6	13.6	12.1	10.9	9.9	9.1	8.4	7.8	7.3	6.8	6.4	6.1	5.5			
TADF01-D TADF015-D TADF02-D TADF025-D TADF03-D TADF04-D TADF05-D TADF06-D TADF08-D	TDXL11005-D	TADF05-D		VC	VC	70	0.40	23.6	19.6	16.8	14.7	13.1	11.8	10.7	9.8	9.1	8.4	7.9	7.4	6.9	6.5	5.9		
				VC	VC	80	0.42	25.2	21.0	18.0	15.8	14.0	12.6	11.5	10.5	9.7	9.0	8.4	7.9	7.4	7.0	6.3		
				VC	VC	90	0.45	26.7	22.3	19.1	16.7	14.9	13.4	12.2	11.1	10.3	9.5	8.9	8.4	7.9	7.4	7.0	6.7	
				VC	VC	100	0.47	28.2	23.5	20.1	17.6	15.7	14.1	12.8	11.7	10.8	10.1	9.4	8.8	8.3	7.8	7.0		
				VC	VC	120	0.52	30.9	25.7	22.0	19.3	17.1	15.4	14.0	12.9	11.9	11.0	10.3	9.6	9.1	8.6	7.7		
				TDXL11004-D	TADF04-D	UC	UC	30	0.35	20.6	17.1	14.7	12.9	11.4	10.3	9.4	8.6	7.9	7.3	6.9	6.4	6.1	5.7	5.1
						XC	XC	40	0.40	23.8	19.8	17.0	14.9	13.2	11.9	10.8	9.9	9.1	8.5	7.9	7.4	7.0	6.6	5.9
				TurboDrop® DualFan-D 	TDXL11004-D	TADF04-D	XC	XC	50	0.45	26.6	22.1	19.0	16.6	14.8	13.3	12.1	11.1	10.2	9.5	8.9	8.3	7.8	7.4
VC	VC	60	0.49				29.1	24.2	20.8	18.2	16.2	14.5	13.2	12.1	11.2	10.4	9.7	9.1	8.6	8.1	7.3			
TADF01-D TADF015-D TADF02-D TADF025-D TADF03-D TADF04-D TADF05-D TADF06-D TADF08-D	TDXL11005-D	TADF05-D	VC		VC	70	0.53	31.4	26.2	22.5	19.6	17.5	15.7	14.3	13.1	12.1	11.2	10.5	9.8	9.2	8.7	7.9		
			VC		VC	80	0.57	33.6	28.0	24.0	21.0	18.7	16.8	15.3	14.0	12.9	12.0	11.2	10.5	9.9	9.3	8.4		
			VC		VC	90	0.60	35.6	29.7	25.5	22.3	19.8	17.8	16.2	14.9	13.7	12.7	11.9	11.1	10.5	9.9	8.9		
			VC		VC	100	0.63	37.6	31.3	26.8	23.5	20.9	18.8	17.1	15.7	14.4	13.4	12.5	11.7	11.0	10.4	9.4		
			VC		VC	120	0.69	41.2	34.3	29.4	25.7	22.9	20.6	18.7	17.1	15.8	14.7	13.7	12.9	12.1	11.4	10.3		
			TDXL11005-D		TADF05-D	UC	UC	30	0.43	25.7	21.4	18.4	16.1	14.3	12.9	11.7	10.7	9.9	9.2	8.6	8.0	7.6	7.1	6.4
						XC	XC	40	0.50	29.7	24.8	21.2	18.6	16.5	14.9	13.5	12.4	11.4	10.6	9.9	9.3	8.7	8.3	7.4
			TurboDrop® DualFan-D 		TDXL11005-D	TADF05-D	XC	XC	50	0.56	33.2	27.7	23.7	20.8	18.4	16.6	15.1	13.8	12.8	11.9	11.1	10.4	9.8	9.2
VC	VC	60		0.61			36.4	30.3	26.0	22.7	20.2	18.2	16.5	15.2	14.0	13.0	12.1	11.4	10.7	10.1	9.1			
TADF01-D TADF015-D TADF02-D TADF025-D TADF03-D TADF04-D TADF05-D TADF06-D TADF08-D	TDXL11006-D	TADF06-D		VC	VC	70	0.66	39.3	32.7	28.1	24.6	21.8	19.6	17.9	16.4	15.1	14.0	13.1	12.3	11.6	10.9	9.8		
				VC	VC	80	0.71	42.0	35.0	30.0	26.3	23.3	21.0	19.1	17.5	16.2	15.0	14.0	13.1	12.4	11.7	10.5		
				VC	VC	90	0.75	44.6	37.1	31.8	27.8	24.8	22.3	20.3	18.6	17.1	15.9	14.9	13.9	13.1	12.4	11.1		
				VC	VC	100	0.79	47.0	39.1	33.5	29.3	26.1	23.5	21.3	19.6	18.1	16.8	15.7	14.7	13.8	13.0	11.7		
				VC	VC	120	0.87	51.4	42.9	36.7	32.2	28.6	25.7	23.4	21.4	19.8	18.4	17.1	16.1	15.1	14.3	12.9		
				TDXL11006-D	TADF06-D	UC	UC	30	0.52	30.9	25.7	22.0	19.3	17.1	15.4	14.0	12.9	11.9	11.0	10.3	9.6	9.1	8.6	7.7
						XC	XC	40	0.60	35.6	29.7	25.5	22.3	19.8	17.8	16.2	14.9	13.7	12.7	11.9	11.1	10.5	9.9	8.9
				TurboDrop® DualFan-D 	TDXL11006-D	TADF06-D	XC	XC	50	0.67	39.8	33.2	28.5	24.9	22.1	19.9	18.1	16.6	15.3	14.2	13.3	12.5	11.7	11.1
VC	VC	60	0.73				43.6	36.4	31.2	27.3	24.2	21.8	19.8	18.2	16.8	15.6	14.5	13.6	12.8	12.1	10.9			
TADF01-D TADF015-D TADF02-D TADF025-D TADF03-D TADF04-D TADF05-D TADF06-D TADF08-D	TDXL11006-D	TADF06-D	VC		VC	70	0.79	47.1	39.3	33.7	29.5	26.2	23.6	21.4	19.6	18.1	16.8	15.7	14.7	13.9	13.1	11.8		
			VC		VC	80	0.85	50.4	42.0	36.0	31.5	28.0	25.2	22.9	21.0	19.4	18.0	16.8	15.8	14.8	14.0	12.6		
			VC		VC	90	0.90	53.5	44.6	38.2	33.4	29.7	26.7	24.3	22.3	20.6	19.1	17.8	16.7	15.7	14.9	13.4		
			VC		VC	100	0.95	56.4	47.0	40.3	35.2	31.3	28.2	25.6	23.5	21.7	20.1	18.8	17.6	16.6	15.7	14.1		
			VC		VC	120	1.04	61.7	51.4	44.1	38.6	34.3	30.9	28.1	25.7	23.7	22.0	20.6	19.3	18.2	17.1	15.4		

* Color changes reflect ISO code updates.

ASABE droplet size based on University of Nebraska-Lincoln wind tunnel testing. *Estimated

Modular Versatility

The D versions utilize larger pattern tips (without affecting the flow rate of the nozzle) to create bigger droplets. Due to the modular design, it is easy and inexpensive to convert from the standard TurboDrop® to the D version and vice versa, or even to convert from a standard TADF to TDXL-D. The graphic to the right illustrates how one single TurboDrop® Venturi has the option of four different pattern tip set-ups, both single fan and DualFan. The modular design allows the user to switch back and forth from any of the possible configurations.

